

Job or Customer :	
Location :	
Engineer :	
<input type="checkbox"/> Complies with Spec <input type="checkbox"/> Alternate	Notes :
Contractor :	
HeatLink Rep :	
Submitted By :	Date :
Approved By :	Date :
P.O. Number :	Date :

**Description**

These panels work with Lochinvar Knight boilers. The dark grey color of the enclosure is similar to the Cadet boilers. The panel has three or four Grundfos UPS15-58 pumps. There is a primary pump, a DHW pump and one or two heating pumps. The primary pump, DHW pump, and heating pumps are controlled by the boiler. On the KNIGHT01 model, the room thermostat (supplied separately) is wired to the boiler. On the KNIGHT02 model, the room thermostats (supplied separately) are wired to the terminal strip on the panel. The water temperature is controlled by the boiler.

Qty	Stk. #	Nominal Panel Output	Nominal Flow
	KNIGHT01	80,000 Btu/hr	6.0 US gpm @ 35°F ΔT
	KNIGHT02	100,000 Btu/hr	10.0 US gpm @ 35°F ΔT

**Technical Data**

Max Ambient Temperature:..... 120°F (49°C)  
 Min Operating Temperature:..... 40°F (4°C)  
 Max Operating Temperature:..... 200°F (93°C)  
 Max Operating Pressure:..... 125 psi (862 kPa)  
 Power Supply:..... 120/24 V(ac)  
 Primary Pump:..... Grundfos UPS15-58  
 DHW Pump:..... Grundfos UPS15-58  
 Radiant 1 Pump:..... Grundfos UPS15-58  
 Radiant 2 Pump:..... Grundfos UPS15-58 (KNIGHT02 only)  
 Auxiliary Terminal:..... 1 dry contact, max. load 1.5A (KNIGHT02 only)  
 Piping:..... ¾" 304SS Tubing  
 Piping Connections:..... 1" FNPT  
 Material - Backplate:..... 16 Gauge galvanized steel  
 Material - Enclosure:..... Powder coated steel

**Standards / Listings**  
 CAN/CSA-C22 No.14, UL508  
 cETLus

**Installation**

Installation must follow all of HeatLink's instructions and guidelines.

**Maintenance**

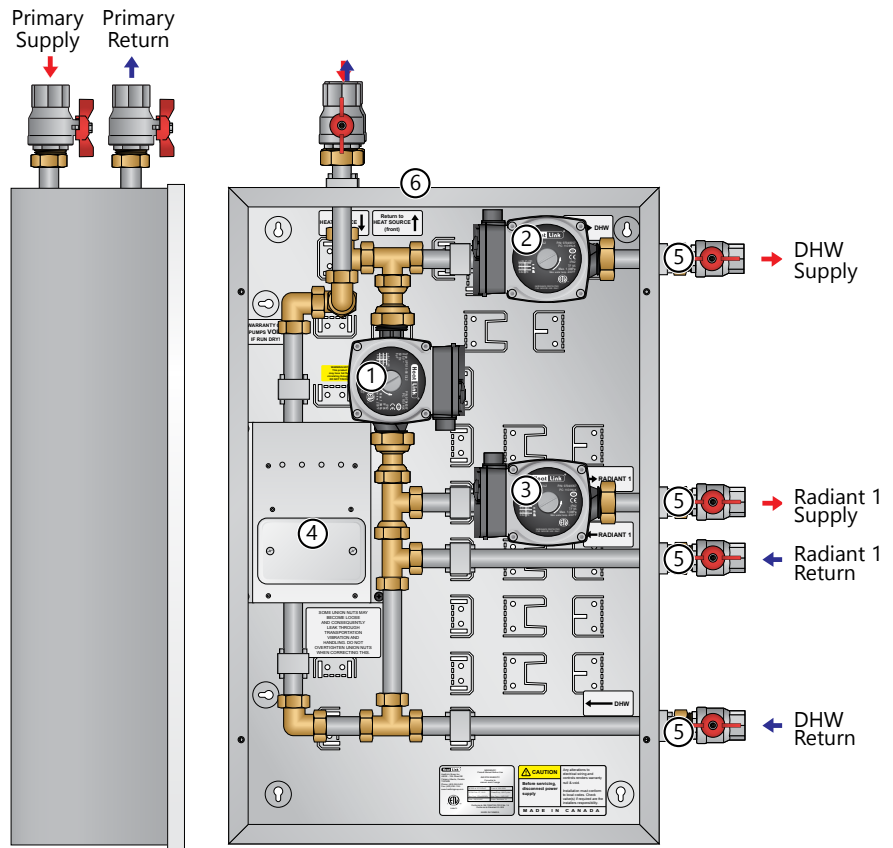
Maintenance must follow all of HeatLink's instructions and guidelines.

**Related Documents**

- HeatLink Limited Heating Warranty

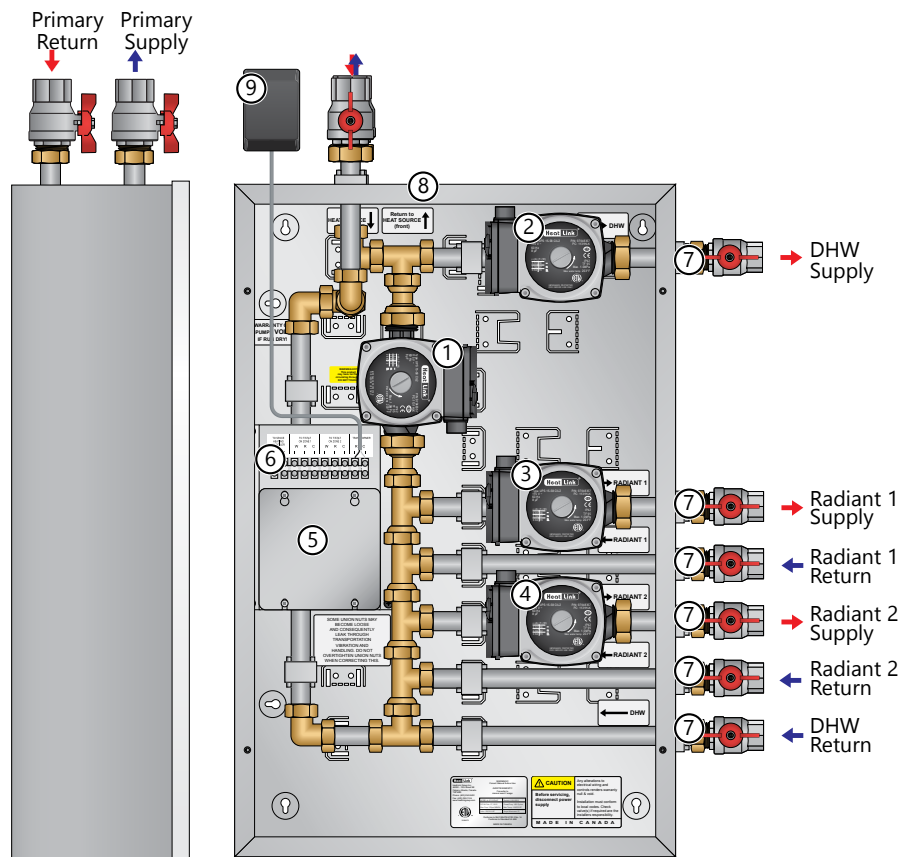
### KNIGHT01 Panel Components

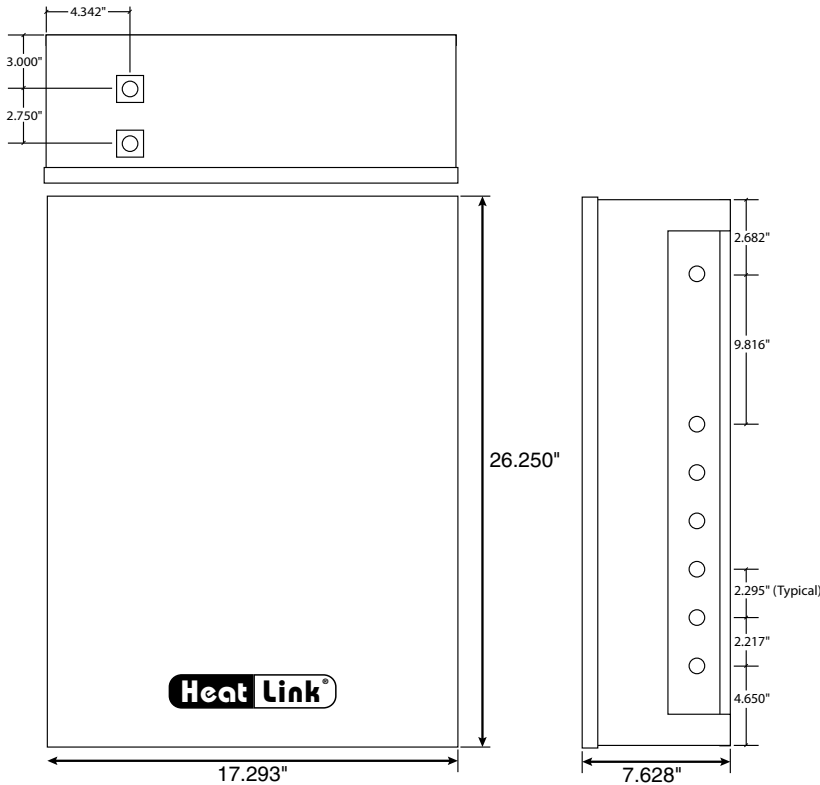
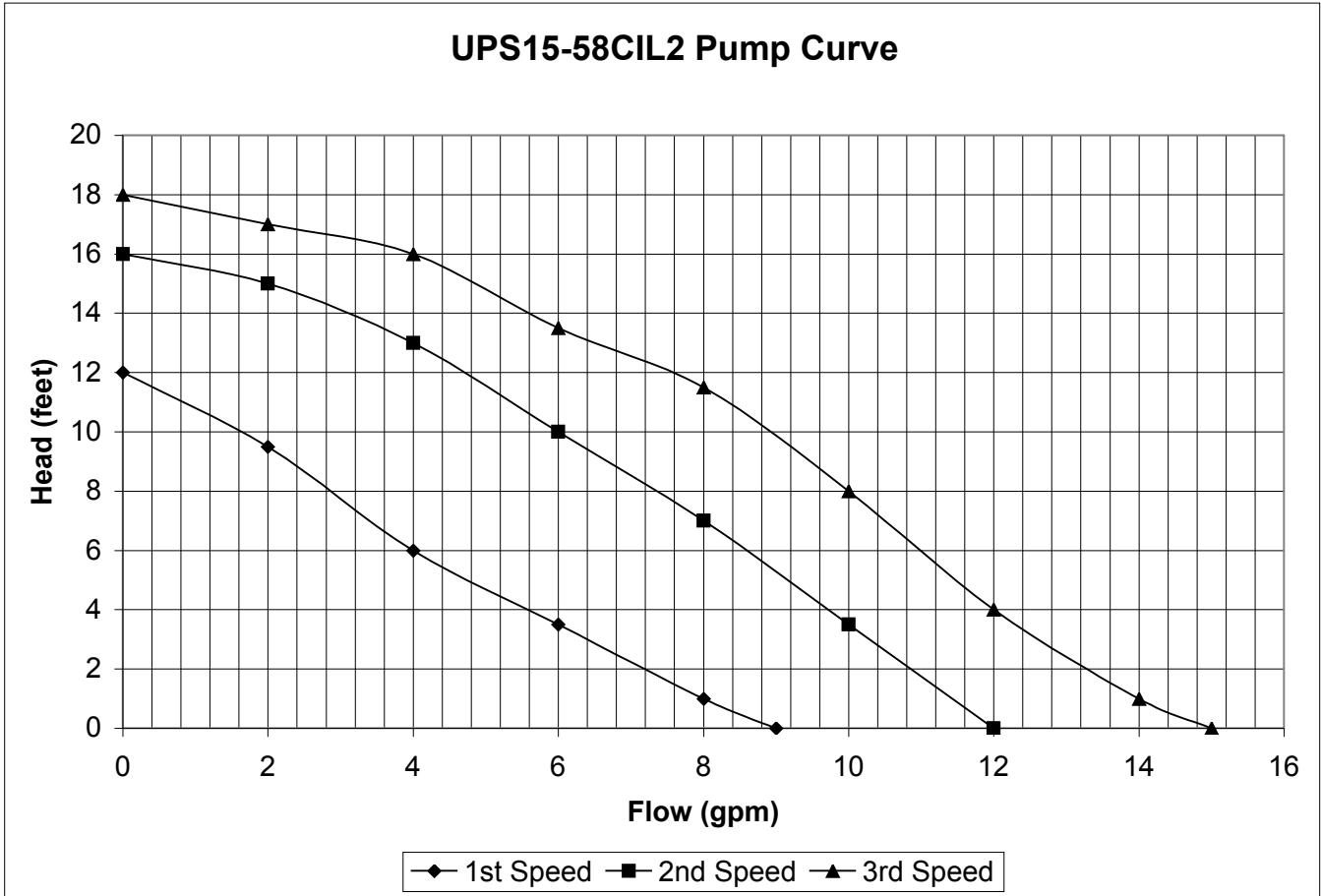
- ① Primary Pump
- ② DHW Pump
- ③ Radiant 1 Pump
- ④ Electrical Connection Box
- ⑤ Isolation Valve
- ⑥ Panel Enclosure



### KNIGHT02 Panel Components

- ① Primary Pump
- ② DHW Pump
- ③ Radiant 1 Pump
- ④ Radiant 2 Pump (KNIGHT02 only)
- ⑤ Electrical Connection Box
- ⑥ 24V Terminal Strip (KNIGHT02 only)
- ⑦ Isolation Valve
- ⑧ Panel Enclosure
- ⑨ 40VA 24Vac Plug-in Transformer (KNIGHT02 only)





*This page is intentionally blank.*