

Job or Customer :	
Location :	
Engineer :	
<input type="checkbox"/> Complies with Spec <input type="checkbox"/> Alternate	Notes :
Contractor :	
HeatLink Rep :	
Submitted By :	Date :
Approved By :	Date :
P.O. Number :	Date :

Description

These panels work with Lochinvar Cadet boilers. The dark grey color of the enclosure is similar to the Cadet boilers. The panel has three or four Grundfos UPS15-58 pumps. There is a primary pump, a DHW pump and one or two heating pumps. The primary pump, DHW pump, and heating pumps are controlled by the boiler. On the CAD01 model, the room thermostat (supplied separately) is wired to the boiler. On the CAD02 model, the room thermostats (supplied separately) are wired to the terminal strip on the panel. The water temperature is controlled by the boiler.

Technical Data

Max Ambient Temperature:..... 120°F (49°C)
 Min Operating Temperature:..... 40°F (4°C)
 Max Operating Temperature:..... 200°F (93°C)
 Max Operating Pressure:..... 125 psi (862 kPa)
 Power Supply:..... 120/24 V(ac)
 Primary Pump:..... Grundfos UPS15-58
 DHW Pump:..... Grundfos UPS15-58
 Radiant 1 Pump:..... Grundfos UPS15-58
 Radiant 2 Pump:..... Grundfos UPS15-58 (CAD02 only)
 Auxiliary Terminal:..... 1 dry contact, max. load 1.5A (CAD02 only)
 Piping:..... ¾" 304SS Tubing
 Piping Connections:..... 1" FNPT
 Material - Backplate:..... 16 Gauge galvanized steel
 Material - Enclosure:..... Powder coated steel

Standards / Listings

CAN/CSA-C22 No.14, UL508
 cETLus

Qty	Stk. #	Nominal Panel Output	Nominal Flow
	CAD01	80,000 Btu/hr	6.0 US gpm @ 35°F ΔT
	CAD02	100,000 Btu/hr	10.0 US gpm @ 35°F ΔT

Installation

Installation must follow all of HeatLink's instructions and guidelines.

Maintenance

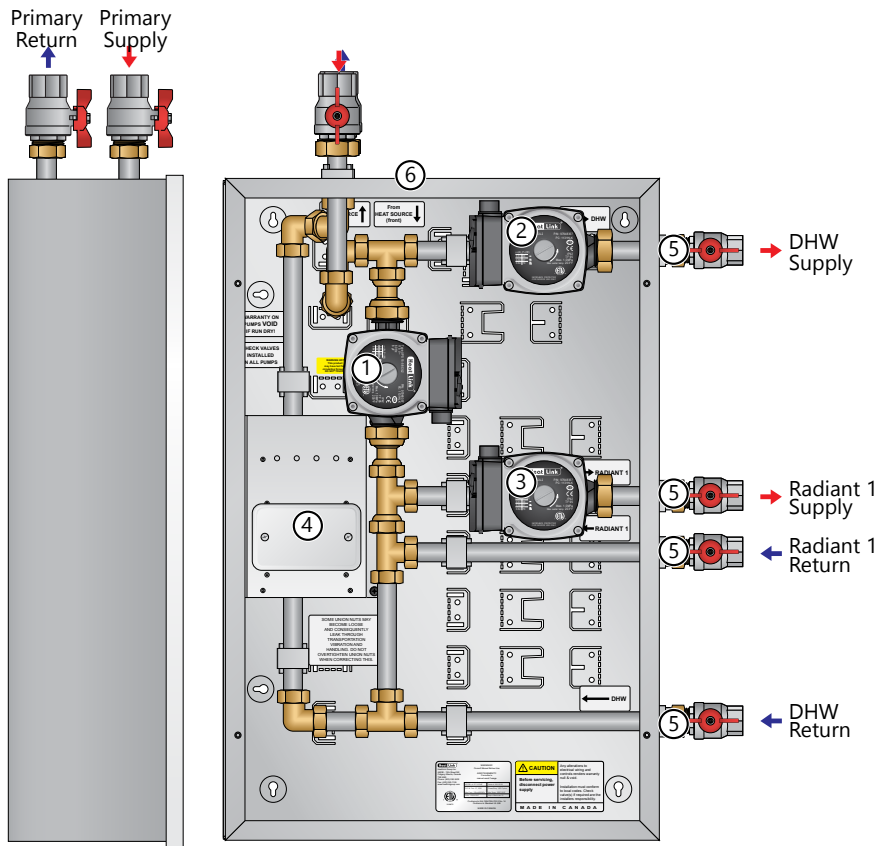
Maintenance must follow all of HeatLink's instructions and guidelines.

Related Documents

- CAD Panels Installation, Operation, and Maintenance Manual Instructions (L6CAD00)
- HeatLink Limited Heating Warranty

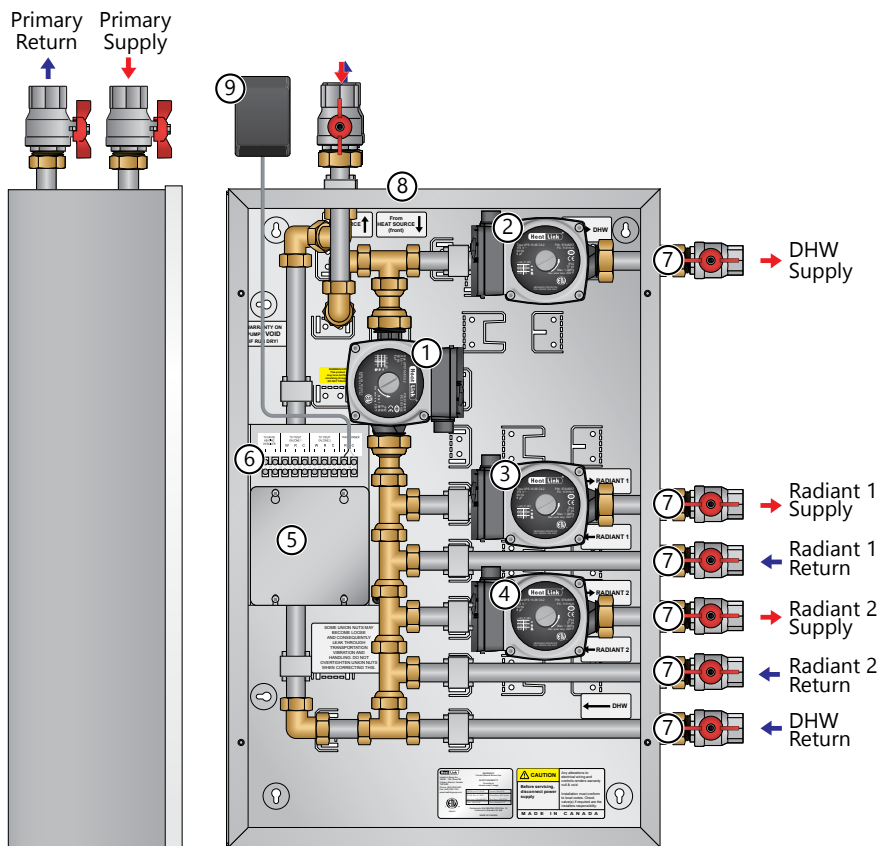
CAD01 Panel Components

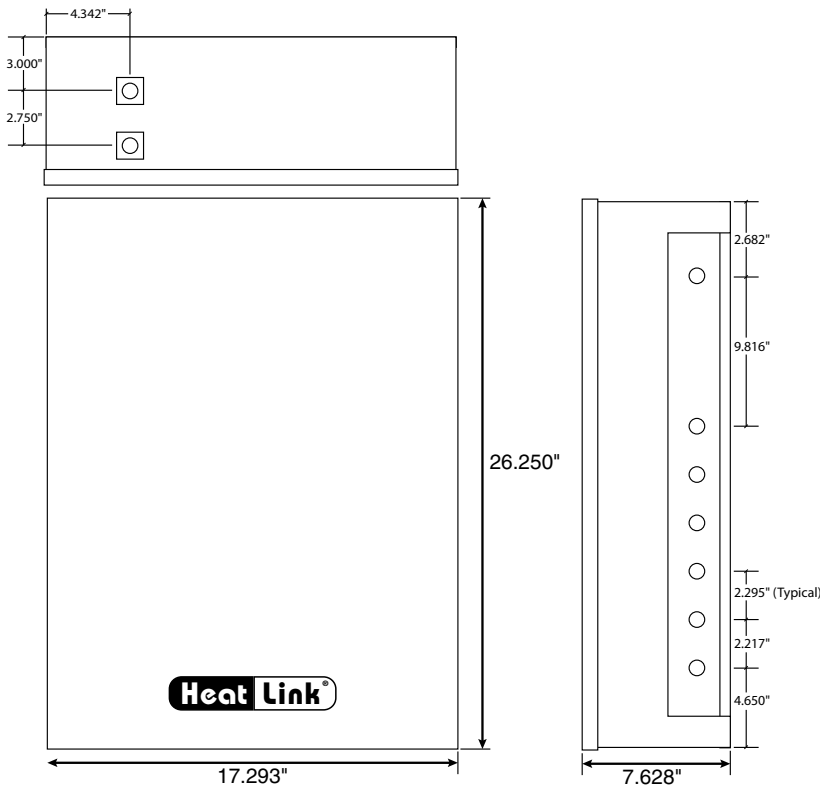
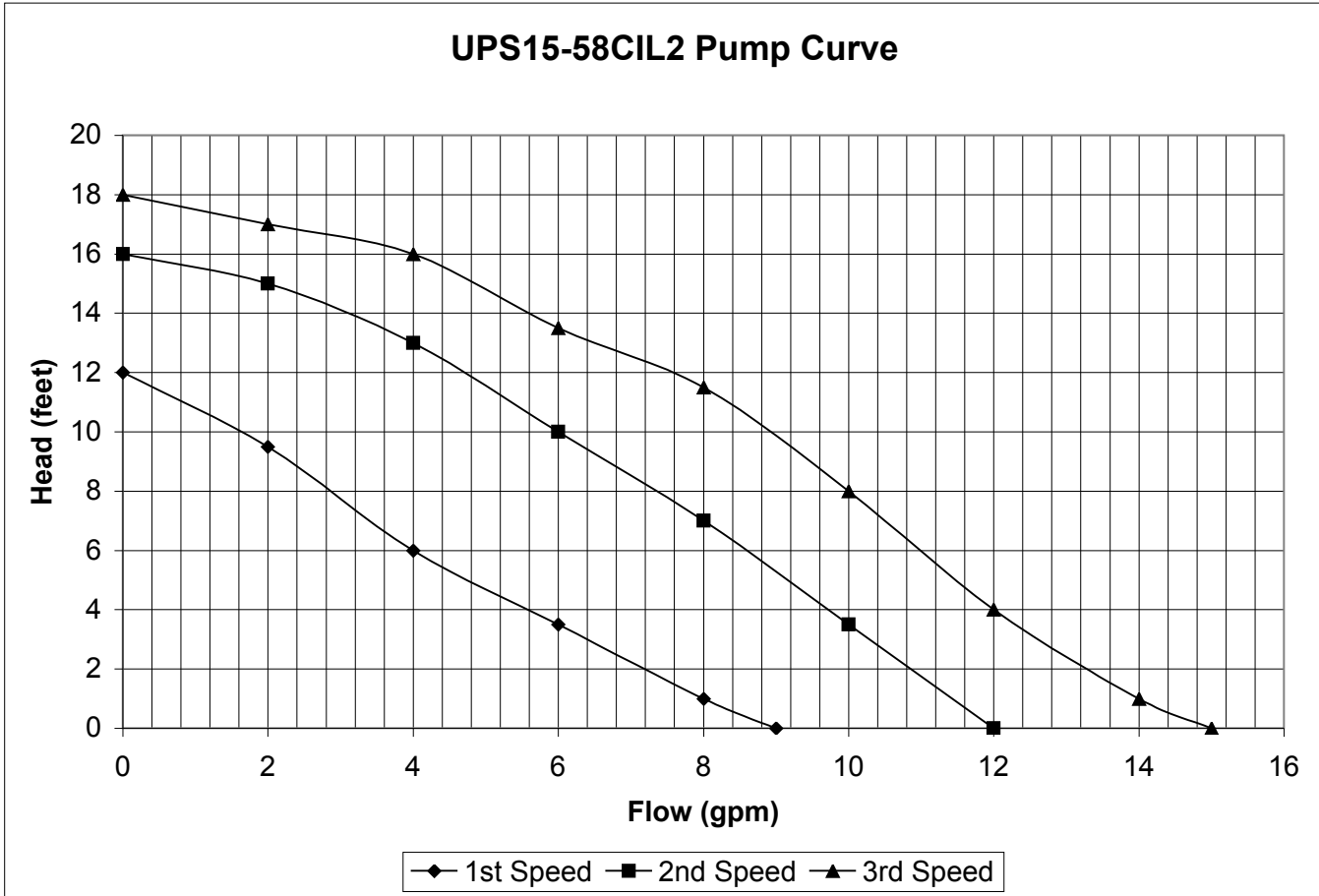
- ① Primary Pump
- ② DHW Pump
- ③ Radiant 1 Pump
- ④ Electrical Connection Box
- ⑤ Isolation Valve
- ⑥ Panel Enclosure



CAD02 Panel Components

- ① Primary Pump
- ② DHW Pump
- ③ Radiant 1 Pump
- ④ Radiant 2 Pump (CAD02 only)
- ⑤ Electrical Connection Box
- ⑥ 24V Terminal Strip (CAD02 only)
- ⑦ Isolation Valve
- ⑧ Panel Enclosure
- ⑨ 40VA 24Vac Plug-in Transformer (CAD02 only)





This page is intentionally blank.