

Job or Customer :	
Location :	
Engineer :	
<input type="checkbox"/> Complies with Spec <input type="checkbox"/> Alternate	Notes :
Contractor :	
HeatLink Rep :	
Submitted By :	Date :
Approved By :	Date :
P.O. Number :	Date :


Description

Allows easy access to the manifold through a locking, removable, vented door. The extended height eliminates the need for skirting. Satin coat steel is well suited for painting. Comes with one key lock and one coin/screwdriver lock per door. Space is available for mounting a StatLink® module above the manifold.

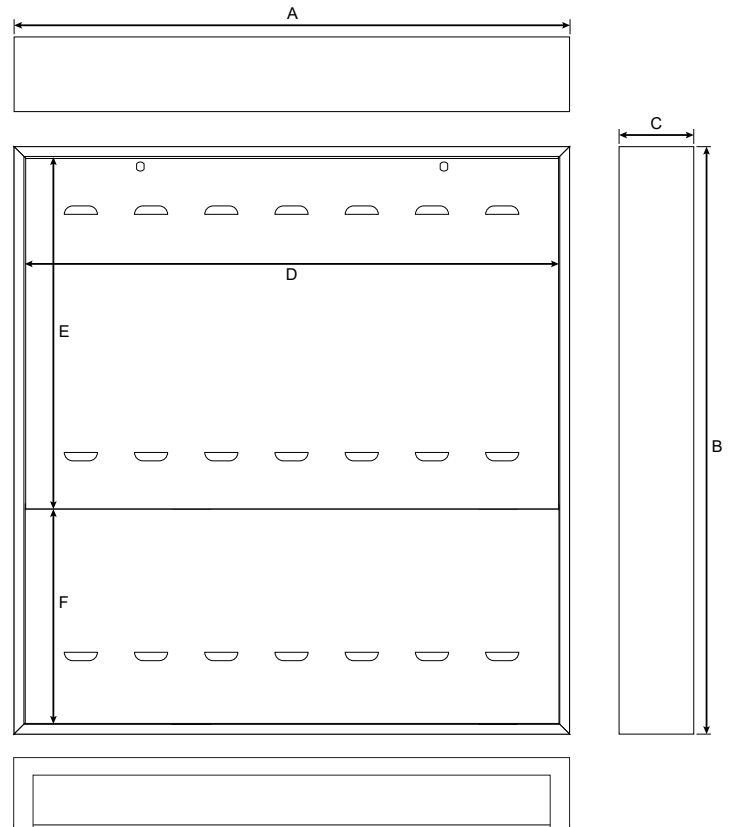
Qty	Stk. #	Dimension						# of Locks
		A	B	C	D	E	F	
	72434EX	34-1/2" (876 mm)	45" (1143 mm)	5-7/8" (149 mm)	32-7/8" (835 mm)	26.9" (683 mm)	16.4" (417mm)	2
	72442EX	42-1/2" (1080 mm)	45" (1143 mm)	5-7/8" (149 mm)	40-7/8" (1038 mm)	26.9" (683 mm)	16.4" (417mm)	2

Options

Qty	Stk. #	Description
	71901	Key Lock that can field replace the coin/screwdriver lock of the manifold housing door.



Dimension Diagram

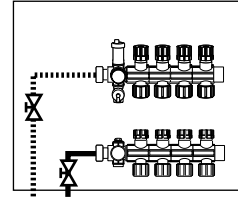


Technical Data

	Specifications
Material - backplate	16 Ga galvanized steel
Material - housing and cover	16 Ga satin coat steel

Housing Selection

Selection table includes an allowance for 90° mains piping.



TwistSeal[®] Manifold Assembly Kit

Housing	79400	79402	79200	1-1/4" SS Manifold	1-1/2" SS Manifold
72434EX	2-8	2-7	2-8	2-9	6
72442EX	9-12	8-11	9-12	10-12	8-10

Installation

Installation must follow all of HeatLink's instructions and guidelines.

Maintenance

Maintenance must follow all of HeatLink's instructions and guidelines.

Related Documents

- L672400 Surface Mount Manifold Housing Installation Instructions
- HeatLink Limited Heating Warranty