

Job or Customer :	
Location :	
Engineer :	
<input type="checkbox"/> Complies with Spec <input type="checkbox"/> Alternate	Notes :
Contractor :	
HeatLink Rep :	
Submitted By :	Date :
Approved By :	Date :
P.O. Number :	Date :

Description

The StatLink[®] modules can be mounted either on a DIN rail or directly to a wall. They connect room thermostats to their corresponding actuators. Each zone has an LED which indicates if it is calling for heat. A timer thermostat (46643) can send a setback signal to other thermostats via terminal Clock 1 or 2.

The StatLink[®] 6 zone base module (40226) is complete with all the main electrical connections for a hydronic floor heating system. As soon as there is a heat demand from one zone, a relay with two dry contacts is switched on (Pump, Boiler ...). Add more zones by plugging in the #40242 module.

The StatLink[®] 2 zone heavy duty expansion module (40242) connects to the StatLink[®] 6 zone base module, allowing 2 more room thermostats to connect to up to 12 actuators each.

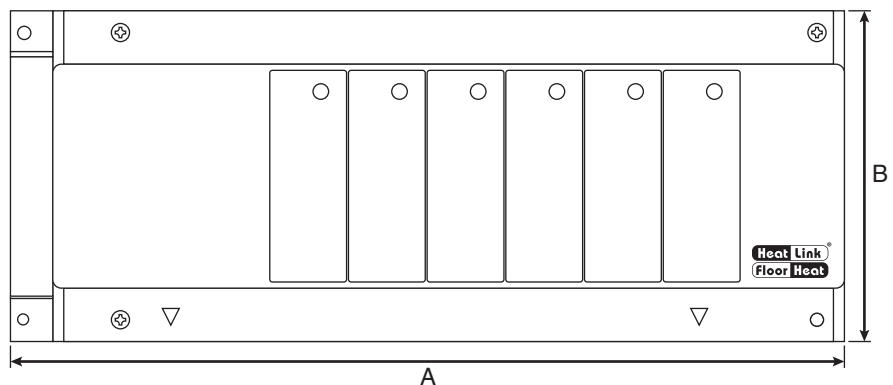
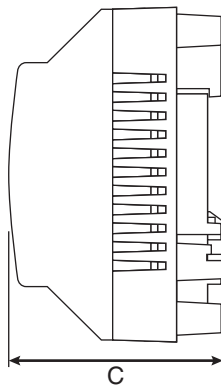
Technical Data

Operating Voltage:..... 24 Vac
 Current Rating: 2.5 A
 Operating Temperature:..... 0°C to 50°C / 32°F to 122°F
 Actuator Contact:..... Triac
 Pump Contact (40226 only):..... DPST NO relay (8 amps)
 Other Contact (40226 only): DPST NO relay (8 amps)
 Max. Actuators (60 VA transformer):..... 20
 Timer Channels: 2

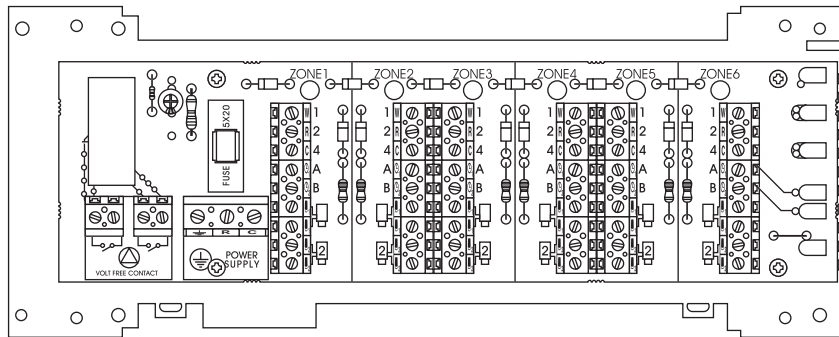
Standards / Listings

CE
 Meets Class B Canadian ICES FCC
 Part 15

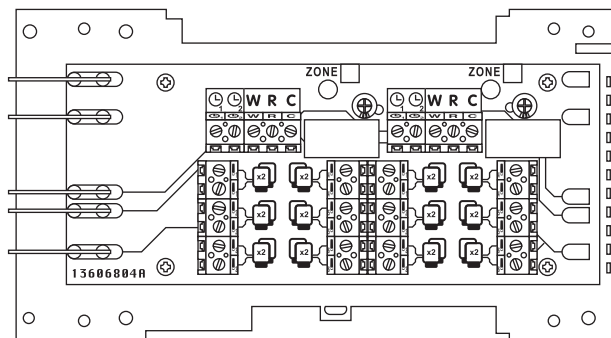
Qty	Stk. #	Dimensions			Max. actuators per zone	Weight
		A	B	C		
	40226	8-7/8" (224 mm)	3-1/2" (88 mm)	2-1/4" (58 mm)	4	1.0 lb 450 g
	40242	6-1/4" (159 mm)	3-1/2" (88 mm)	2-1/4" (58 mm)	12	0.71 lb 320 g



StatLink® 6 Zone Base Module Inside View



StatLink® 2 Zone Heavy Duty Expansion Module Inside View



Installation

Installation of the thermostat must follow all of HeatLink's instructions and guidelines, including those in the installation instructions, and StatLink Technical Guide.

Related Documents

- StatLink® Base Module Installation Instructions (L640226)
- StatLink® Heavy Duty Expansion Module Installation Instructions (L640242)
- StatLink Technical Guide (L3710)
- HeatLink Limited Heating Warranty