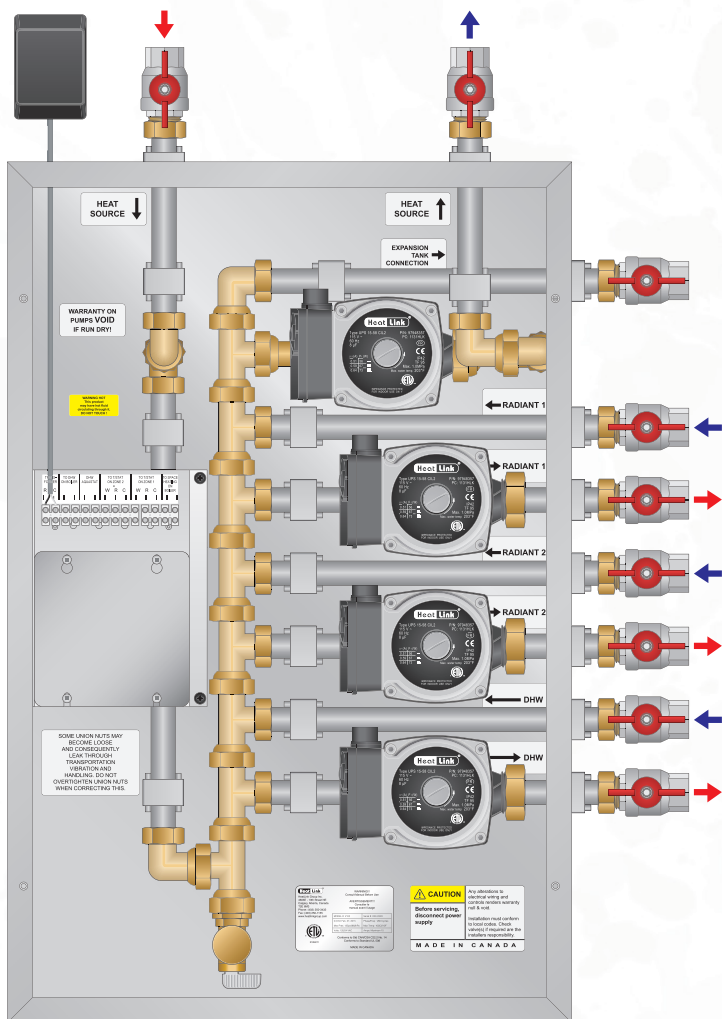




## V100 Boiler Panels



V102 model shown

Our focus is on innovation and constantly improving plumbing and heating system installation and reliability.

These panels are designed to work with Viessmann Vitodens 100-W boilers. The panel primary piping matches up to the Vitodens boiler system supply and return. The white color of the enclosure matches the Vitodens 100-W boiler.

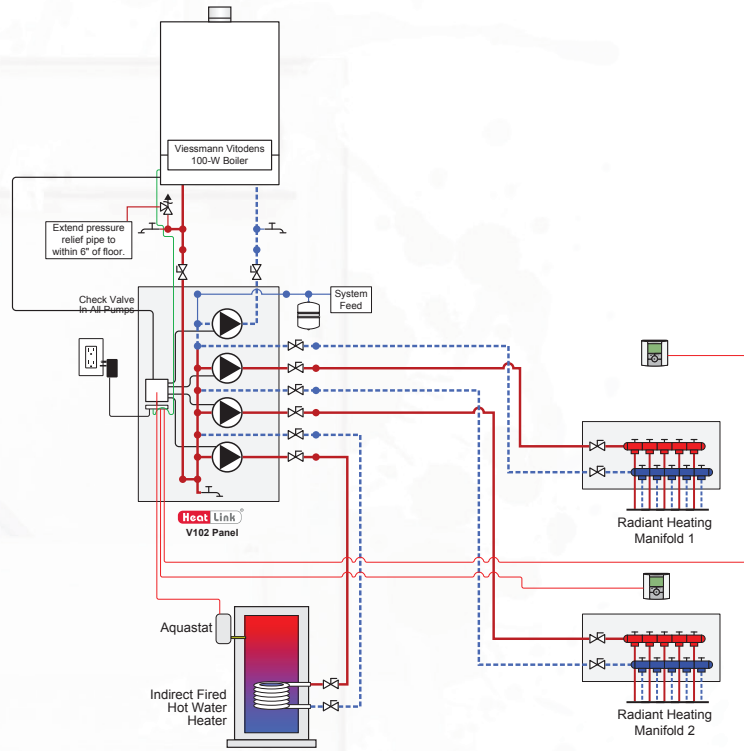
Ask the staff here about how HeatLink's V100 Boiler Panels can save you time and cost, plus deliver long term efficiency.

### Features:

- Primary piping matches up to boiler.
- Primary pump, DHW pump, and one or two radiant pumps.
- Isolation valves at every connection.
- 24V terminal strip and 120V electrical box
- Cover color matches boiler.
- Option to mount panel sideways.

### Benefits:

- Pre-engineered panel design saves contractors time and labor
- All components are covered by a single warranty.
- Boiler specific design allows for simplified wiring.

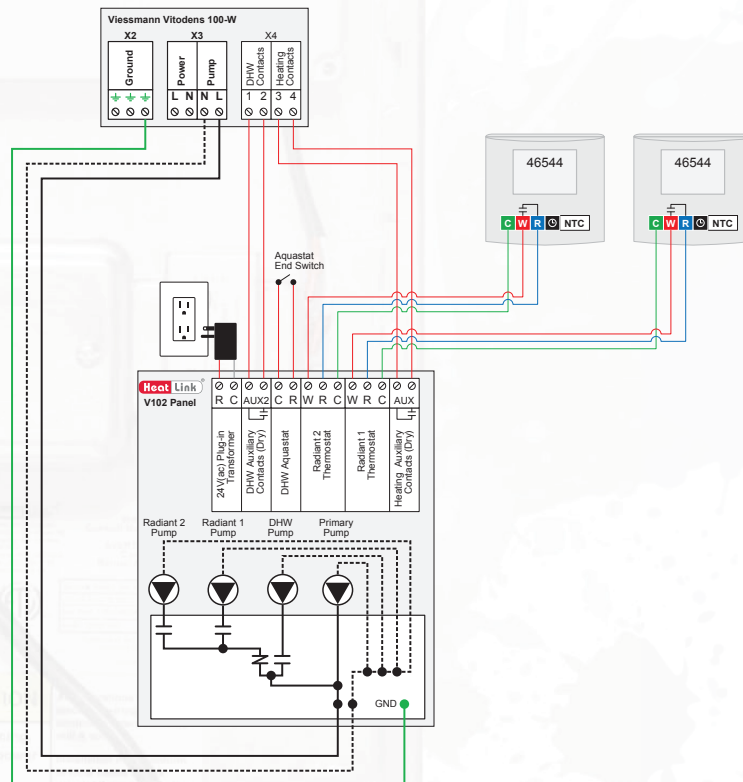


**Heat Link**  
www.heatlink.com  
1-866-661-5332

- Notes:**
- Drawings are for HeatLink suggested system layout only! User must determine if system layout will work for their particular application.
  - Air vents, expansion tanks, pressure relief valves, etc. for heat source as per local codes.
  - Use isolation ball valves for all circuits and components.
  - Local codes, regulations, and authorities have final jurisdiction.

Heat Source: Viessmann Vitodens 100-W Boiler  
 Panel(s): V102  
 Heat Load(s): IFHWH, Radiant Heating  
 Date: 2015-07-06

Schematic #: SCH-V100-M003  
 Rough-in wiring see: SCH-MRIB-R001  
 Wiring detail see: SCH-V100-E002



**Heat Link**  
www.heatlink.com  
1-866-661-5332

- Notes:**
- Drawings are for HeatLink suggested electrical schematics only! User must determine if electrical schematic will work for their particular application. User must also confirm all HeatLink schematics with manufacturer schematics of each particular control chosen.
  - In all cases manufacturer equipment schematics will take precedence over HeatLink electrical schematics.
  - Local codes, regulations, and authorities have final jurisdiction.

Application: Radiant Heating and Indirect Fired Hot Water Heater  
 Date: 2014-08-21

Schematic #: SCH-V100-E002  
 Rough-in wiring see: SCH-MRIB-R001